


LINISTAIN AUTOMATIC SLIDE STAINER



The Linistain Automatic Slide Stainer is a dependable and economical way to automate staining; it uses a conveyor to prepare consistently stained slides. The supply and drain ports are located at the rear and on the left as you face the instrument. The accessory stands substantially improve the instrument drainage. A dedicated water shut-off is recommended for the water supply leading to the stainer.

Features

- 14 staining stations, running water and has a 13-slide capacity collection tank
- Five-minute staining time
- Includes: single station staining dishes, rinse water tubing, drain tubing, tubing clamps
- Allows for optional hand staining

Benefits

- Efficient footprint fits on top of most cryostats
- Simple installation with included plumbing kit
- No batch staining and cross-contamination
- Eliminates need to set up separate staining dishes

Product Information


Linistat Linistain Automatic Slide Stainer

Call us today.

800-783-9424
info@avantik-us.com
avantik-us.com



LINISTAIN AUTOMATIC SLIDE STAINER



Mechanical Specifications


Width	25"
Height	7.5"
Depth	7.5"
Weight	16.3 lbs.

Electrical Specifications

Volts	115
Amps	1.0 A
Watts/Hr (max.)	144
BTUs/Hr (max)	490



STANDARD PLUMBING KIT



OPTIONAL STAND & PLUMBING KIT

The Linistain should be stationed on a flat level surface within 8 feet of a water supply and drain or sink, and within 6 feet of a receptacle. The supply and drain ports are located at the rear and on the left as you face the instrument. The accessory stands substantially improve the instrument drainage. A dedicated water shut-off is recommended for the water supply leading to the stainer.

Standard Plumbing Accessories Included

Supply: 3/8" ID x 5/8" OD x 8' long supply hose to connect to existing 3/8" hose barb fitting

Drain: 1/2" ID x 3/4" OD x 8' long drain hose to connect to existing 1/2" hose barb fitting or 1/2" Sink Tailpiece Branch

Clamps: 4 hose clamps

Optional Stand & Plumbing Kit

1. 1 Pair of stainless steel stands that raise the stainer 2"
2. Supply fitting assembly including 3/8" compression tee, shut off valve and 3/8" barb fitting. (Connects in-line with cold water sink supply.)

Special Notes

Drain hose supplied will connect to 1/2" Sink Tailpiece Branch or standard 1/2" dishwasher drain.
Standard Plumbing Kit Optional Stand & Plumbing Kit

Call us today.

800-783-9424
info@avantik-us.com
avantik-us.com

