

AUNEX BLADE REMOVER

SAFELY REMOVE ALL STANDARD SIZE BLADES



The Aunex Blade Remover is the first blade remover designed to remove ALL standard sized surgical blades, including 60 and 70 blades. Remove used blades with a single-handed technique.



NEW!

Aunex Blade Remover

Item #: GR2213 | Qty: 1/Each or 12/Case

Product Details

- ❖ **Weight:** 0.25 lbs, **Dimensions:** 6 x 2.75 x 2 in.
- ❖ **Blade Capacity:** 200 blades*
- ❖ Single-handed blade removal process
- ❖ Removes standard and large blade sizes 6 to 27, 60 and 70
- ❖ Easily and safely remove blades from handles and store for disposal
- ❖ The blade remover comes with a bracket for wall or bench mounting

*Varies based on blade sizes.

Contact Us Today!

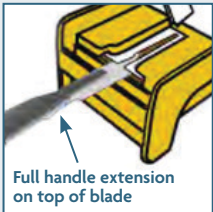
avantik-us.com

800.783.9424



Instructions

For Use

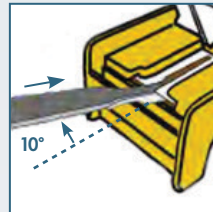


1. To remove a blade, first lift the cover of the blade remover under the white rubber insert.

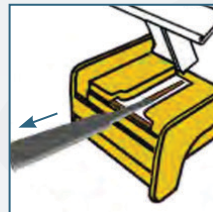
Ensure that the full handle extension is facing up and fully inserted. For most, this means the cutting edge of the blade will be facing to the right.



3. Then, push the handle in until you hear a "Click". This means the blade has been released.



2. Next, slightly lift the back of the handle up approximately 10 degrees.



SCAN NOW

to order the
Aunex Blade Remover

Contact Us Today!

avantik-us.com

800.783.9424

MKTG-SS-P0015

